

CABLE OF DIGITAL INDICATOR AND MULTI CHANNEL INTERFACE BOX

application

out of lower tolerance (red)

out of upper tolerance (red)

within tolerance (green)

within tolerance (green)

real time reading

set zero

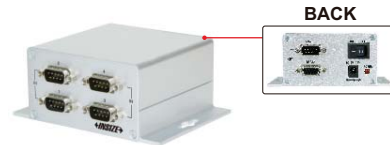
collect data




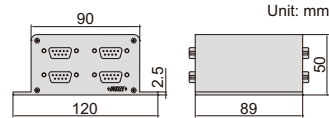
software CD (included)



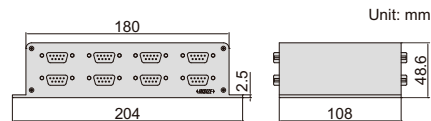
cable of digital indicator
7309-C01M



4-channel interface box
7107-1



8-channel interface box
7107-2



- Interface boxes are supplied with software. In the software, it is possible to set tolerance of each channel and show judgment (red when out of tolerance, green when within tolerance), set zero, collect data manually or automatically (time is adjustable), output data to Excel, print report.
- Connection box (code: **7107-3**) is needed to connect interface boxes, when two or more interface boxes are used. Maximum 4 interface boxes can be connected.

CABLE SPECIFICATION

Code	Description	Plug type to product	Socket type on product	Applicable product
7309-C01M	cable of digital indicator (length 2 m)			 digital indicators

INTERFACE BOX SPECIFICATION

Code	7107-1	7107-2
Quantity of digital indicators to be connected	4 pcs	8 pcs
Data output	RS232 and RS485	
Power supply	DC 9~24V	

CONNECTION BOX (OPTIONAL) SPECIFICATION

Code	7107-3
Quantity of interface boxes to be connected	4 pcs
Data output	RS232 and RS485
Power supply	DC 9~24V