

# TORQUE SCREWDRIVER

ACCURACY  $\pm 6\%$

ATTENTION: CLOCKWISE OPERATION ONLY




■ According to DIN ISO 6789, ASME B107.300-2010




T-bar wrench (optional)


Set torque:



step 1: lift the lock ring



step 2: rotate the handle to set torque



step 3: release the lock ring

## SPECIFICATION

Code	IST-MH3D5	IST-MH6	IST-MH9	IST-MH10	IST-MS3D5	IST-MS6	IST-MS9	IST-MS10
Range (clockwise)	1 ~ 3.5N.m	1 ~ 6N.m	4 ~ 9N.m	5 ~ 10N.m	1 ~ 3.5N.m	1 ~ 6N.m	4 ~ 9N.m	5 ~ 10N.m
Graduation	0.05N.m	0.1N.m	0.1N.m	0.1N.m	0.05N.m	0.1N.m	0.1N.m	0.1N.m
Head type	hex socket				square driver			
Accuracy	$\pm 6\%$				$\pm 6\%$			
Length	200mm				200mm			
Weight	300g				300g			

## OPTIONAL ACCESSORY

T-bar wrench	IST-M-T BAR
--------------	-------------